

## Contents

The latest version of eTrackr .....	1
The new My Students page .....	1
My Student Page .....	2
BKSB and Progression Audit .....	2
Assignments (Mark-book) .....	3
Course Setup, Course Leader and Marking Schemes.....	4
New Marking Schemes .....	5
Analysis and Reporting.....	6
Training and Support.....	6

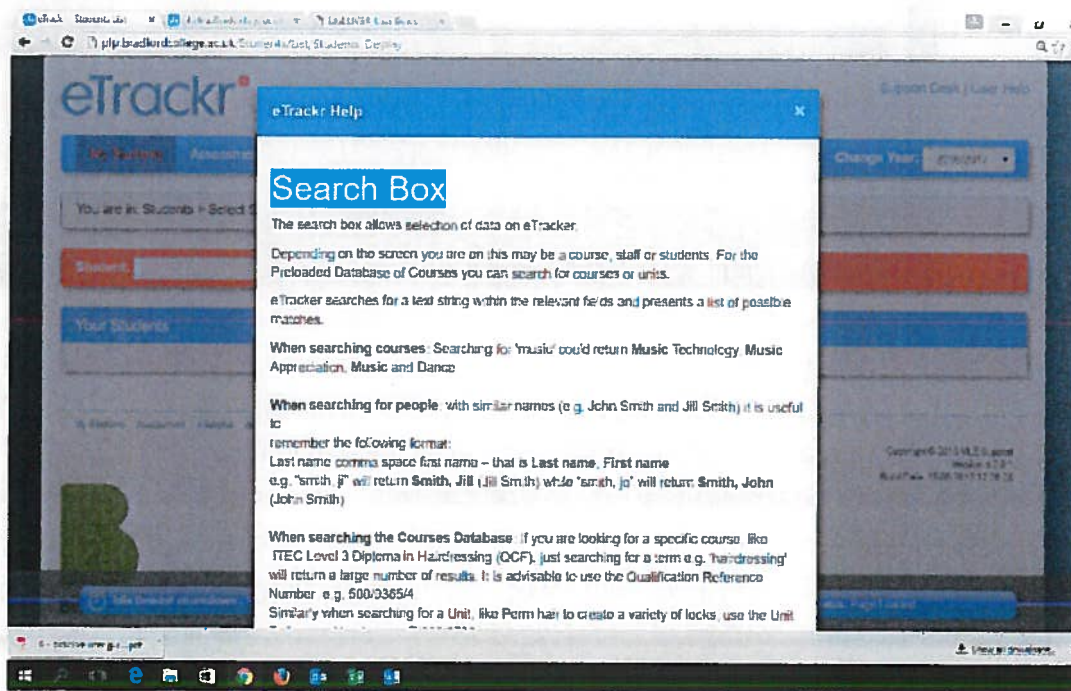
## The latest version of eTrackr

VLE Support have announced the release of their latest version (v4.0.0.1) of eTrackr see below for the new interface and features:

The eTrackr user interface has been redesigned and the screens are much clearer to read and navigate, note: the college logo is now at the bottom left of the screen. This is phase 1 of the new UI – further changes will be made in future releases.

VLE Support have advised the College that this new version has been tested using IE 11 and Chrome as that these are their supported platforms.

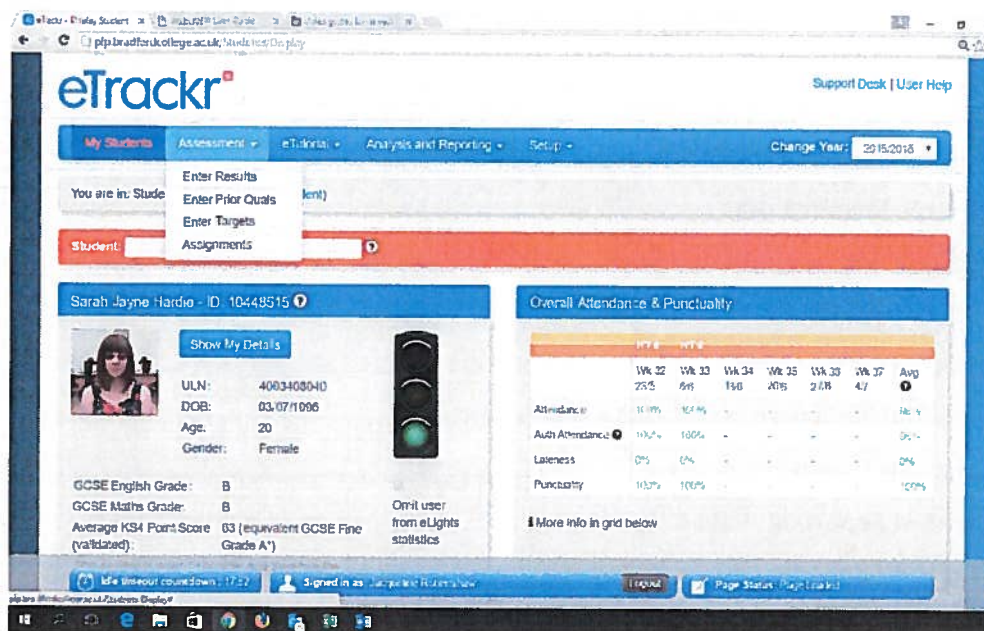
Please note: additional help pop-upguides are available by clicking the (?) next to specific fields, for example Student:



## The new My Students page

Is now much easier to navigate as there are a series of tabs which go across the page which hold relevant information.

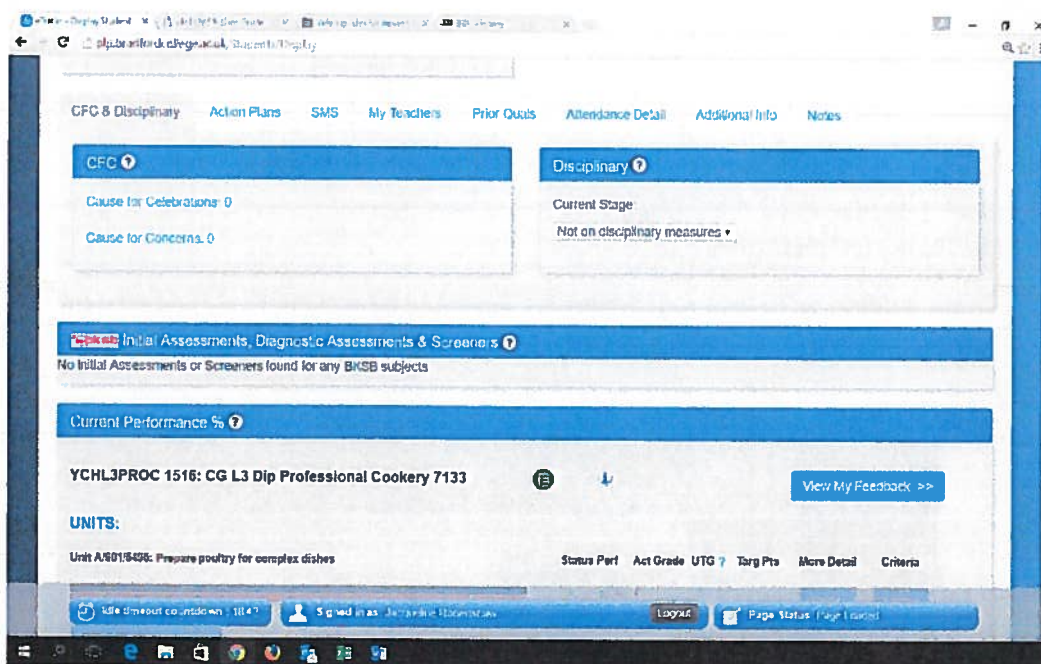
Please note: to review another student record, instead of clicking the MY Student again, please click on the (change student) options to the right of the You are in: Students> details section.



## My Student Page

Tabs are shown horizontally instead of vertically, simply click into the required module.

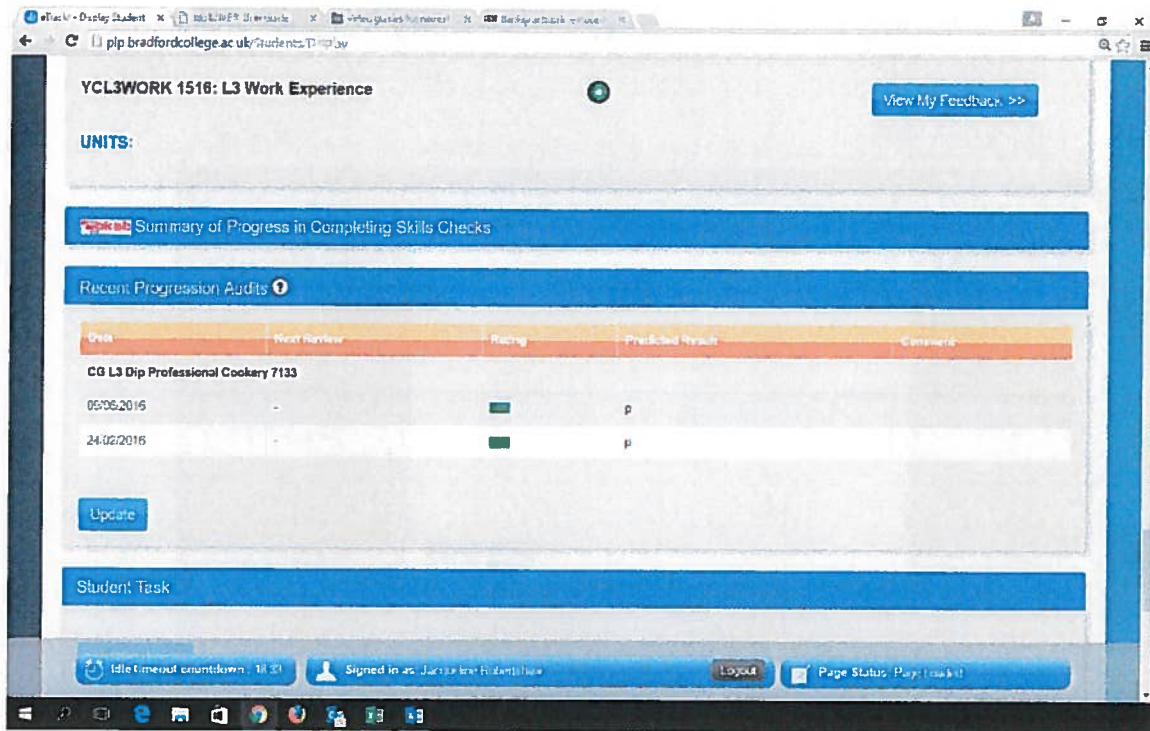
**CFC / Disciplinary Status**  
**Action plans,**  
**SMS,**  
**My Teachers,**  
**Prior Qualifications,**  
**Attendance Detail,**  
**Additional info**  
**Notes**



## BKSB and Progression Audit

The BKSB Live2 databridge is now available and the link to BKSB is available on the Bradford College Web page from this link <https://www.bradfordcollege.ac.uk/student-portal/bksb> and on the staff intranet <http://intranet.bradfordcollege.ac.uk/teaching/BKSB/SitePages/Home.aspx>.

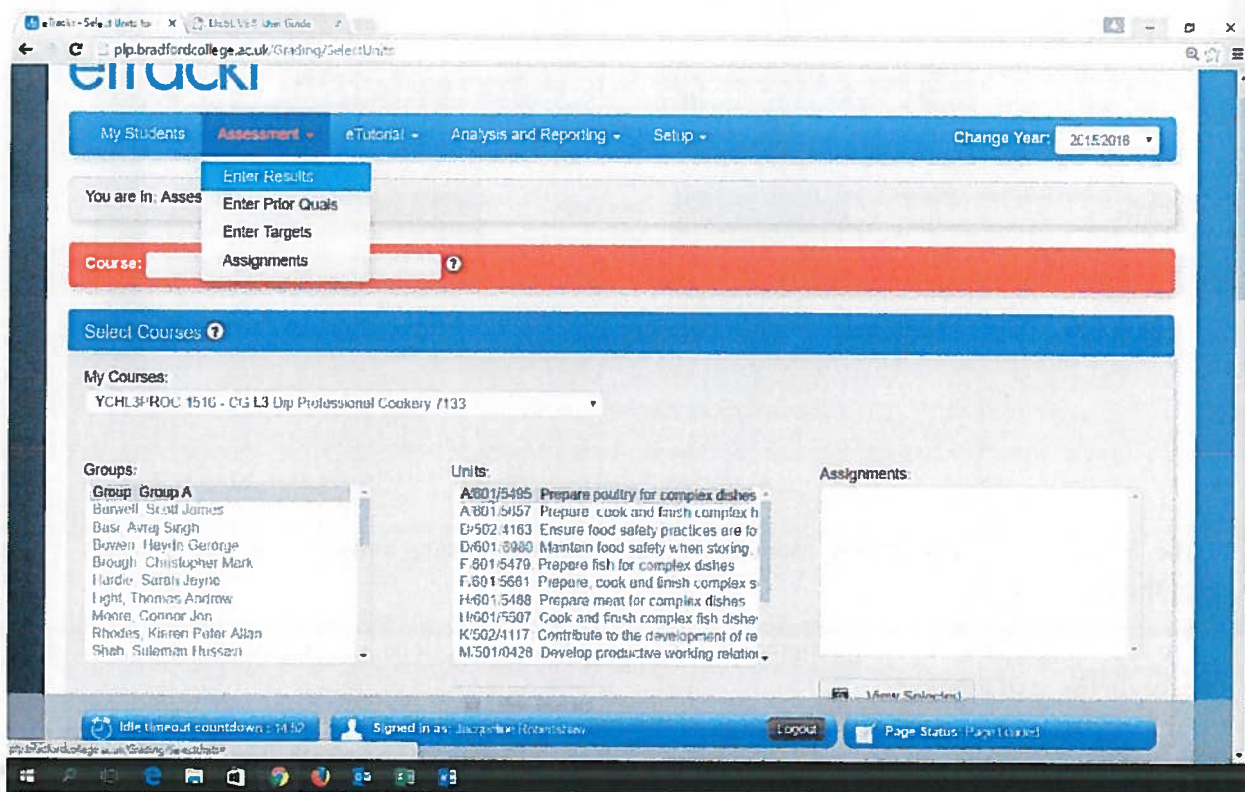
A Summary of the diagnostic/Progression in completing skills checks and the recent Progression audits are displayed at the base of the My Student page, see an example of the screen below.



## Assignments (Mark-book)

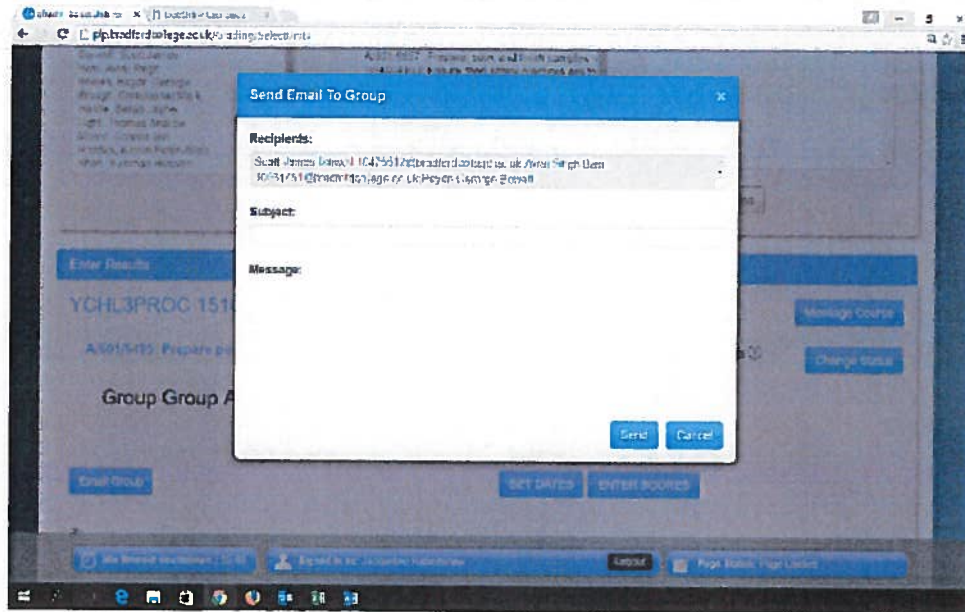
Within the 'Assignments' module you have access from a drop down list to Enter results, Enter Prior Quals, Enter Targets and Assignments.

The functionality of these modules remains the same as per previous versions.



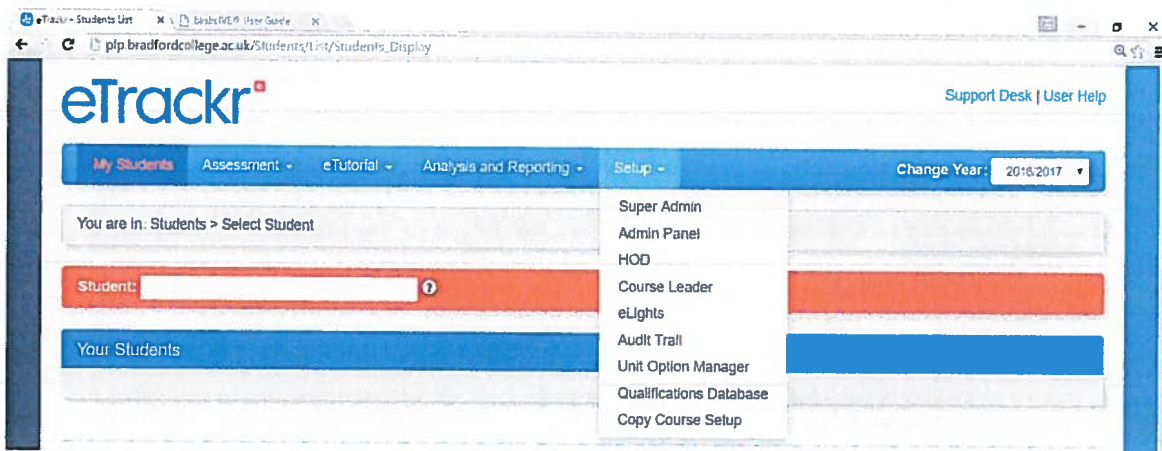
However, you now have the ability to email the group in the same screen as you enter Scores and set dates. This is useful for Teaching staff the Progress Coaches who wish to contact a particular group regarding a class change or

tutorial, for example. Note to Teaching staff, please ensure your Progress coach has access to their appropriate courses.



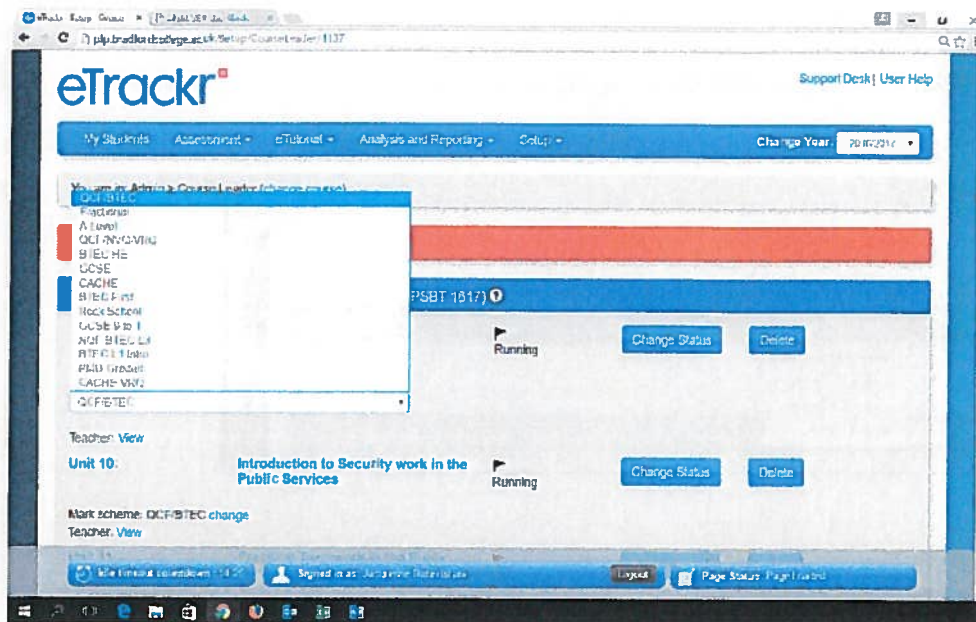
## Course Setup, Course Leader and Marking Schemes

The course setup modules are all listed in a drop-down box, see below, simply choose the module you need and/or have permissions for, from the list.



Also within the 'Setup' and 'Course Leader' module of eTrackr, are the existing and new Marking schemes - please see below for the complete list.

Please refer to the Userguide to Marking schemes for the complete descriptions, this is available on the eTrackr Moodle page or on the staff Intranet.



## New Marking Schemes

The following are the new marking scheme which have been developed as per your specific development requests, please let me know if they meet your marking requirements.

### PMD Graded

This is essentially the same as a BTEC scheme but without the points. It allows P, M and D criteria and has UTGs. The summary grid will display the Grade achieved The ITG, ATG and the GLH and Credits.

It should be suitable for a number of courses and is particularly aimed at the UAL qualifications. These have most units with Pass criteria and some grading units with P, M and D criteria.

### NQF BTEC Level 3

This is exactly the same as the QCF BTEC but used GLH for points calculation rather than Credits. It is only for the New BTEC Nationals. There is an additional field in the setup which users can set to show Internal or External units. However, this is only indicative at present.

### BTEC L1 Intro

This completes the BTEC change away from QCF at L1, L2 and L3. It deals with L1 BTECs and is really a L1 version of the NQF BTEC Level 3. So it has P, M and D, UTGs and points at L1.

### GCSE 9-1

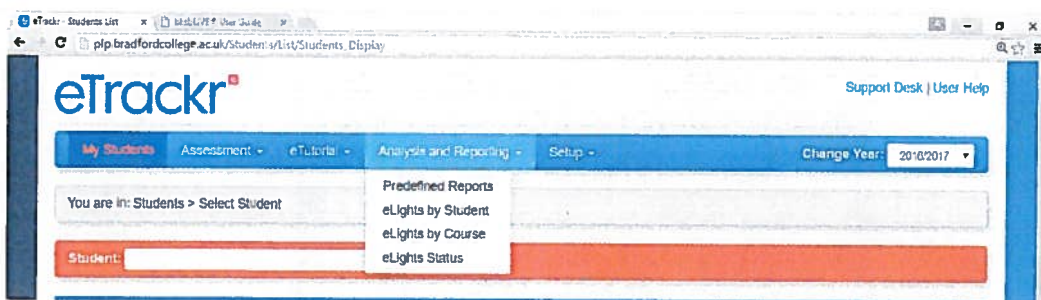
Designed for the new 9-1 GCSE qualification. The criteria thresholds are set globally by Super Admin and we have defaulted them to reflect the way that the DFE have mapped the old scales to the new.

### CACHE VRQ

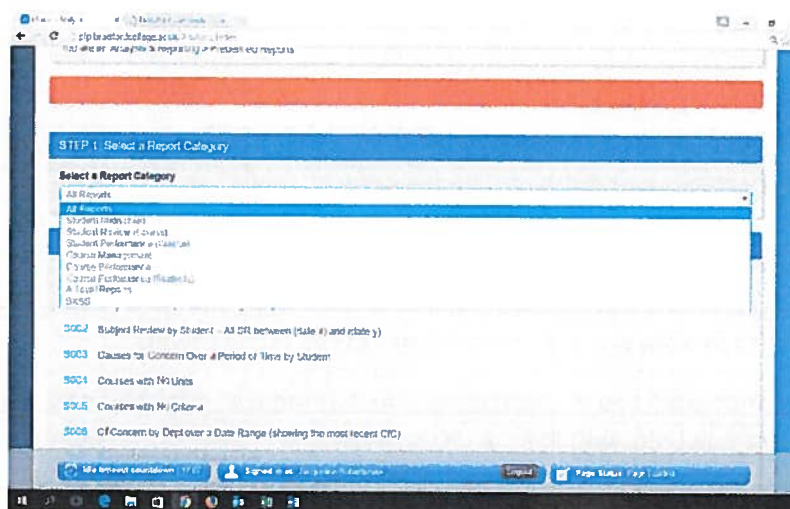
This is specifically designed for the new CACHE diplomas. It works like the BTEC schemes with Graded Criteria and UTGs but uses A\* to D grades instead of P, M and D.

## Analysis and Reporting

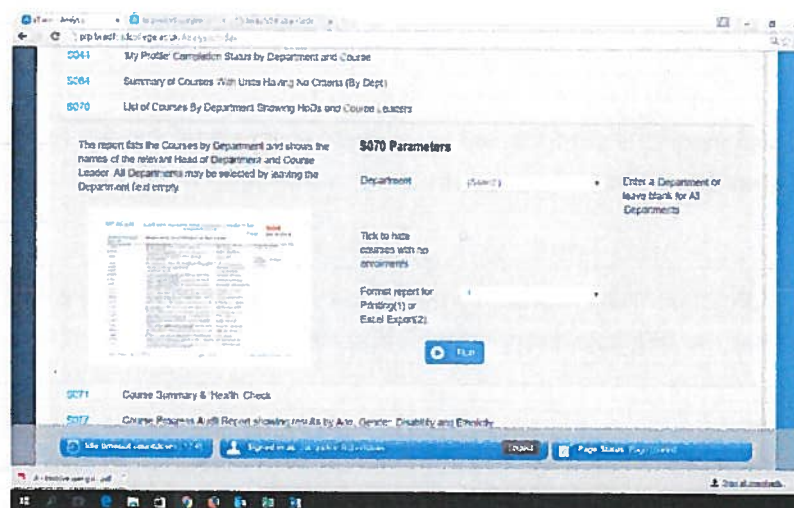
The following choices are available from the analysis and reporting menu



There is either a full list of reports to choose from or a categorized selection drop-down list, see below for an example of the screen



By choosing a report from the list (click on the report number) and choose the selection criteria, this screen will appear showing an example and description of the report, plus the selection criteria.



Please refer to the Reports by job role Userguide for more information.

## Training and Support

If you require further information, training and/or support please contact Jackie Robertshaw via email or telephone on ext 6375.